


CASE Collaborative Mandated Legal Training 2020-2021

Bloodborne Diseases
Universal Precautions

BLOODBORNE: DEFINITION



- Bloodborne diseases:
 - potentially transmitted when an infected person's body fluids somehow get inside another person's body
 - not transmitted through casual contact - won't get them by shaking an infected person's hand or by using the same bathroom or kitchen facilities

BLOODBORNE DISEASES: EXAMPLES

- Examples of bloodborne diseases:
- Hepatitis B
- Hepatitis C
- AIDS (HIV)



BODY FLUIDS THAT POTENTIALLY TRANSMIT THESE DISEASES

- Blood
- Semen
- Vaginal secretions
- Breast milk
- Fluids that surround our internal organs

BODY FLUIDS (CONT'D)

- Body fluids or substances that, **only if contaminated with blood**, would be considered potentially infectious. According to Centers for Disease Control and Prevention (CDC), these include:
 - Saliva
 - Urine
 - Feces
 - Vomitus
 - Sweat
 - Tears

SURVIVAL OUTSIDE THE BODY



- These diseases may be transmitted indirectly
- This can happen when you touch an object or surface contaminated with blood or infectious materials and transfer them to your mouth, eyes, nose or opening in your skin.

MODES OF TRANSMISSION (OCCUPATIONAL)



- What are ways you can be exposed at work?
- For workers, there are generally three ways that transmission can occur:
 - opening in the skin
 - through the mucous membranes (eyes, nose, mouth)
 - Needle stick

MODES OF TRANSMISSION (CONT'D)

- **The skin, if intact, is a good barrier**
- But, if infected body fluids get into **broken** skin, there is a slight possibility of transmission
- If infected body fluids get in the eyes, mouth, or nose, there's a slight possibility of transmission
- Sharps injuries (for example needlesticks) are the riskiest. Other sharps include broken glass, knives, orthodontic wires.

MODES OF TRANSMISSION (CONT'D)



- There is evidence that Hep. B can be transmitted through a bite
- There is no evidence that the AIDS virus can
- Hepatitis C – no indication found at this time

MEANS OF PREVENTION: HEPATITIS B VACCINE

- For those anticipated to be exposed, series of three shots is available
- If you get the first one today, the second would be one month from today, and the third would be four to six months after the first shot



UNIVERSAL PRECAUTIONS/BODY SUBSTANCE ISOLATION



- To protect yourself & your families, consider all persons to be potentially infectious & take precaution.
- Body substance isolation is when all body fluids or substances are considered potentially infectious.

UNIVERSAL PRECAUTIONS/PERSONAL PROTECTIVE EQUIPMENT (PPE)

- Gloves to prevent skin contact with blood or other body fluids
- Available in different sizes
- If a person is allergic to latex, use gloves of other material (e.g., nitrile or vinyl)
- Gloves are removed inside out : don't touch outside of gloves with bare hands
- Wash hands after remove gloves



UNIVERSAL PRECAUTIONS/PERSONAL PROTECTIVE EQUIPMENT (PPE)

- Gloves should be readily available
- They should be kept in a universal location (for example, in the upper right hand drawer of the teacher's desk).




UNIVERSAL PRECAUTIONS/ PERSONAL HYGIENE

- After removing gloves:
 - Wash hands with soap (liquid, if possible) and running water
 - Wash hands for at least 20 seconds.
 - Use waterless hand cleanser if soap and running water not immediately available. Then, wash with soap and running water as soon as possible.



UNIVERSAL PRECAUTIONS/TIPS TO CONSIDER

- To avoid exposures, **protect yourself first**
- If you have an open wound or cut, make sure you have on a band-aid.
- Always have gloves on hand (e.g., on field trips, at sports events, or on the playground)



UNIVERSAL PRECAUTIONS/TIPS TO CONSIDER (CONT'D)



- Use your words instead of your body:
- If necessary, you could supply protective covering (e.g., tissue, gauze) to the injured student or employee but, tell him/her to treat his/her own wound, if at all possible.

UNIVERSAL PRECAUTIONS/TIPS TO CONSIDER (CONT'D)

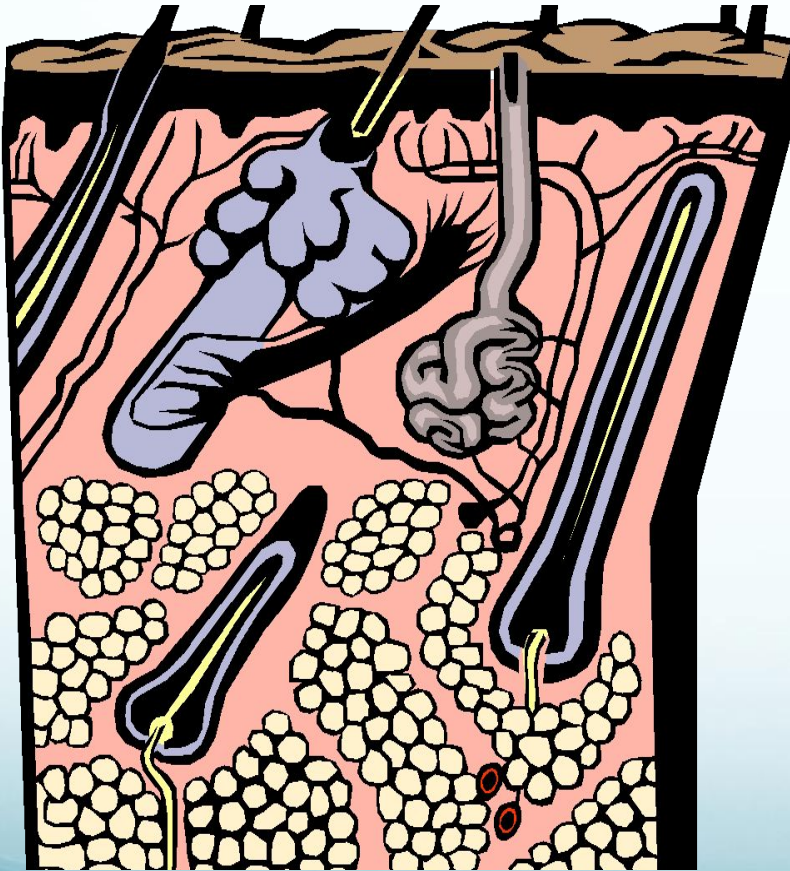
- The student or employee, if possible, should hold pressure on a wound and wash wound himself.
- Have the individual pinch her own nose if she has a nose bleed
- Remind the individual to wash his or her hands
- Remember, any barrier is better than none.



IF AN INCIDENT OCCURS BUT YOU'RE NOT EXPOSED...

- If a spill of blood occurs (e.g., a student cuts him or herself or has a nose bleed) and you are **not** exposed:
 - Call the appropriate personnel (e.g., nurse) for treatment of injured person
 - Secure the area
 - Call the appropriate personnel (e.g., custodian) for clean up

IF AN INCIDENT OCCURS AND YOU ARE EXPOSED...



- If body fluids, particularly blood, get into an opening in the skin, wash the area with soap and running water
- If body fluids, particularly blood, get into the eyes, flush with water or a saline solution
- Applying bleach to the skin is not recommended

STEPS TO TAKE IF EXPOSED

- Report the incident to the appropriate personnel (e.g., the nurse, principal, department head)
- Seek medical attention immediately

WHEN IS MEDICAL ATTENTION APPROPRIATE?



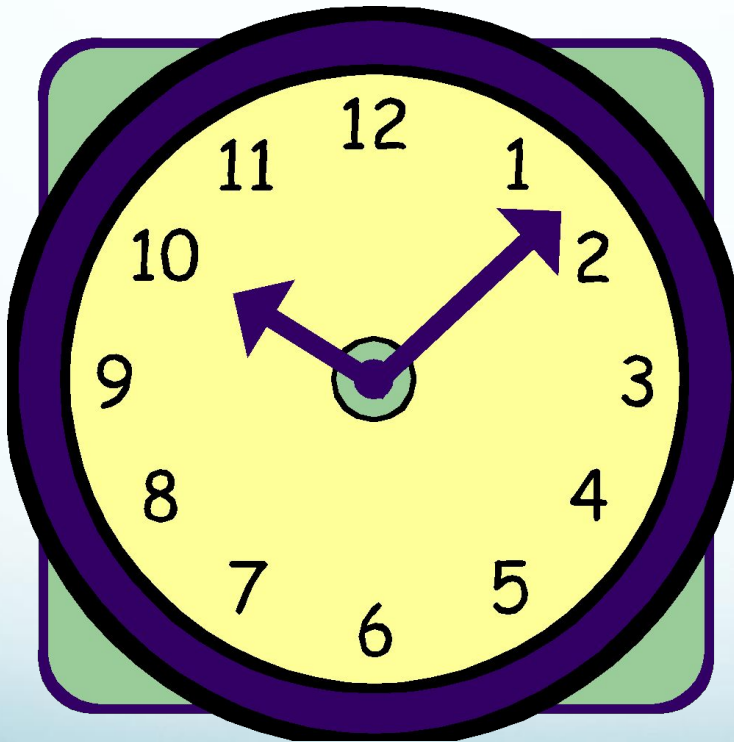
- Follow-up (medical attention) is needed if you have an unprotected exposure.
- Examples are:
 - Blood splashing into an open cut or into the eyes
 - An accidental needle stick
 - A bite that breaks the skin

POST-EXPOSURE FOLLOW-UP

- Whether you need treatment is dependent on different factors, such as type of exposure.
- If necessary, medication is available that may decrease an individual's risk of becoming infected with at least some of the diseases.



TREATMENT AFTER AN EXPOSURE



- If medication is indicated, the sooner it is provided after an exposure, the more effective it will be.
- Other treatment that may be appropriate include blood test and counseling.

PLEASE RECALL...

- Remember - even if you have been exposed, the odds are that you will not become infected.

